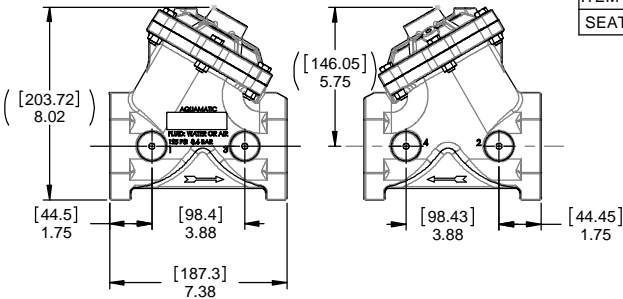


ASSEMBLY TOOLS	
DESCRIPTION	PART NO.
FOR INSTALLATION & REMOVAL OF SEAT (ITEM #2) (TOOL NOT SHOWN)	1074411 (426-MT)
FOR INSTALLATION & REMOVAL OF SHAFT GUIDE (ITEM #10) (TOOL NOT SHOWN)	1-1/4" HEX SOCKET

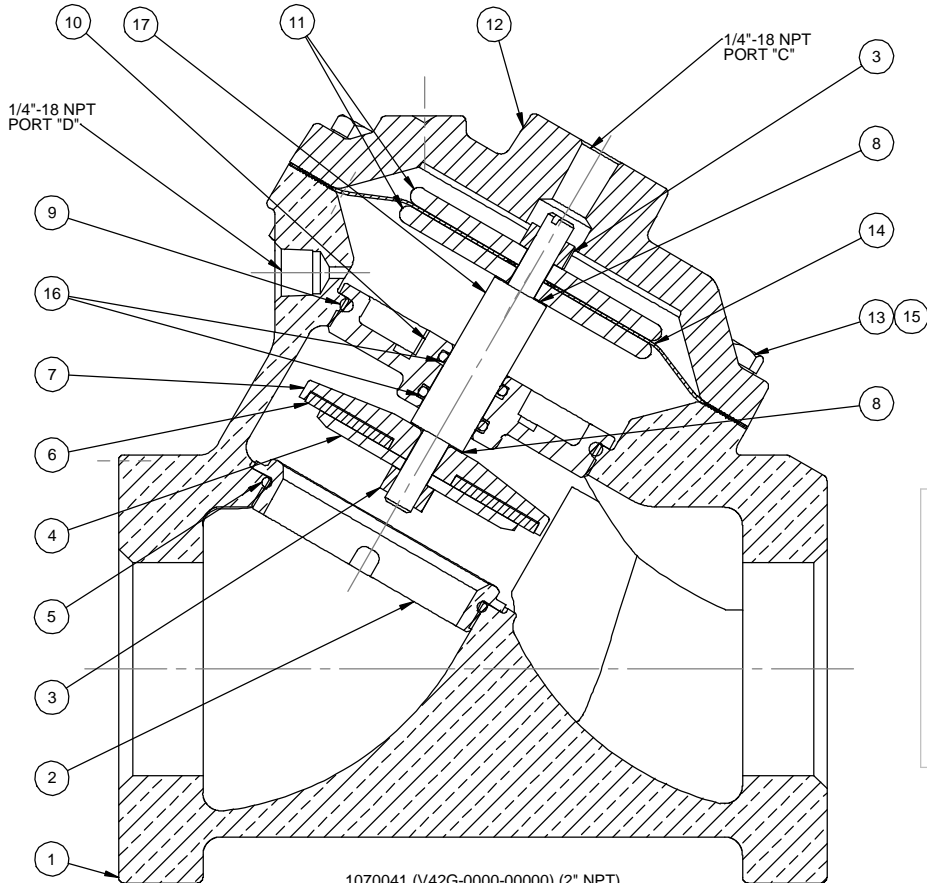


REPAIR PARTS KITS			
DESCRIPTION	PART NO.		
DIAPHRAGM & SEALS KIT CONSISTS OF ITEM NO'S 3(2),5,6,8(2),9,14,16	1070071 (426-RA)	1070084 (426-RAE)	1070096 (426-RAV)
	BUNA N INCLUDES DIAPHRAGM 1074374 (426-FB)	EPDM INCLUDES DIAPHRAGM 1074374 (426-FB)	FKM INCLUDES DIAPHRAGM 1074376 (426-FV)
	INT. PARTS KIT (NORM. OPEN) CONSISTS OF STANDARD ITEM NO'S 4,7,10,11(2),17		
SEAT (ITEM NO. 2)	1074409 (426-MO)		

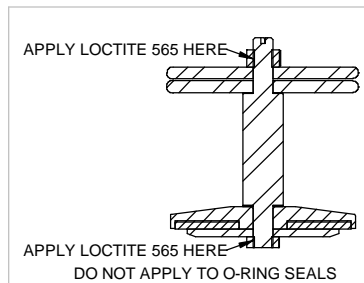
TORQUE TABLE		
ITEM #	DESCRIPTION	TORQUED TO (+/- 10%)
2	SEAT	200 IN/LBS
3	UPPER NUT	140 IN/LBS
3	LOWER NUT	140 IN/LBS
10	SHAFT GUIDE	200 IN/LBS
13 & 15	NUT, HEX SCREW	140 IN/LBS

REVISIONS					
ZONE	ECN	REV.	DESCRIPTION	DATE	APP'D
	32173	N	CORRECTED ROTATION OF CAPS	17FEB11	MHM
	32879	P	1-WAS: 1074411 (426-MT); 2-ADD'D: 1074127; 3-ADD'D: 42998;	06-06-11	TMS
	102034	R	ITEM #10-WAS 1074379, ITEM# 16-ADDED O-RING 1071691	5-31-13	NBE
	103662	T	ITEM# 4-WAS:1074385, ITEM# 7-WAS:1074381, ITEM# 10-WAS:43244, ITEM# 11-WAS:1074370, ITEM# 26-WAS:1074430, ITEM# 32-WAS: 43047	26JUN14	TJM
	104754	U	1-ADD'D: TORQUE CHARTS (PG-1 & 2)	23JUN15	TJM

NO.	DESCRIPTION	STD	PART NO.	QTY	
1	BODY	CAST IRON	2" NPT	1074343 (426-A8)	1
			2 1/2" NPT	1081559 (426-A10)	
		CAST BRASS	2" NPT	1074338 (426-AB8)	
			2 1/2" NPT	1074335 (426-AB10)	
2	SEAT; BRASS (REQ'S ASSY TOOL)	*	1074409 (426-MO)	1	
3	HEX NUT (5/16-24)	*	1263853	2	
4	DISC PLATE, SS		1074398	1	
5	O-RING	BUNA N	1071696 (ORB-144)	1	
		EPDM	1071737 (ORE-144)		
		FKM	1071809 (ORV-144)		
6	DISC	BUNA	1074389 (426-J)	1	
		EPDM	1074391 (426-JE)		
		FKM	1074394 (426-JV)		
		HYCAR	1074392 (426-JH)		
7	DISC HOLDER, SS	*	1074386	1	
8	GASKET, COPPER	*	1074252 (424-R)	2	
9	O-RING	BUNA N	1071706 (ORB-233)	1	
		EPDM	1071754 (ORE-233)		
		FKM	1071826 (ORV-233)		
10	SHAFT GUIDE (REQ'S ASSY TOOL)	*	1074378	1	
11	DIAPHRAGM PLATE; SS	*	1074371	2	
12	CAP	CAST IRON	1081560 (426-C)	1	
		CAST BRASS	1074348 (426-CB)		
13	HEX SCREW	PLATED STEEL	1072401 (SCZ-0015)	6	
14	DIAPHRAGM	BUNA N	1074374 (426-FB)	1	
		FKM	1074376 (426-FV)		
15	HEX NUT	PLATED STEEL	1071657 (NUZ-0011)	6	
16	O-RING	BUNA N	1071691 (ORB-114TC)	2	
		EPDM	1071729 (ORE-114TC)		
		FKM	1242391 (ORV-114TC)		
17	SHAFT (NORMALLY OPEN)	*	1074401 (426-L)	1	
18	TAG	*	1074127	1	
19	RING, TAG ATTACHING	*	42998	1	




1070041 (V42G-0000-00000) (2" NPT)
 1070042 (V42H-0000-00000) (2 1/2" NPT)
NORMALLY OPEN (STANDARD)

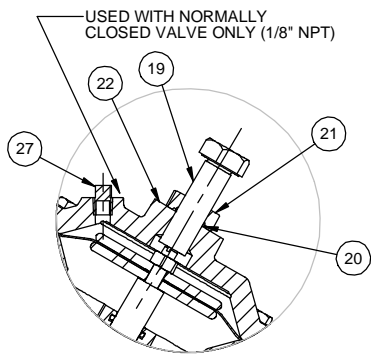


NOTE:

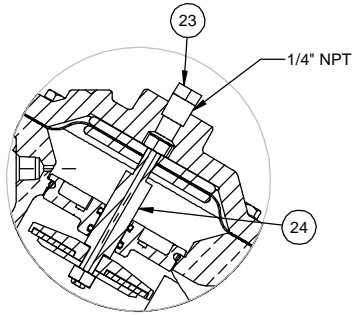
1. AMERICAN NATIONAL STANDARD TAPER PIPE THREADS (NPT) PER ANSI B2.1-1968.
2. VALVES AVAILABLE WITH BSPT END CONNECTIONS.

SEE REVERSE SIDE FOR CONFIGURATION OPTIONS

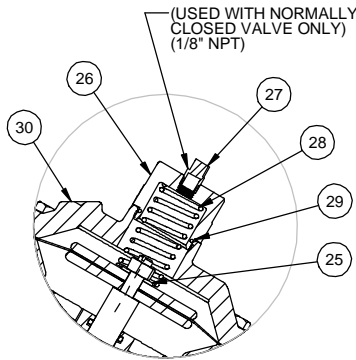
© 2016 AQ Matic Valve and Controls Company, Inc. All rights reserved. 16605 West Victor Rd New Berlin, WI 53151 262-326-0100 www.aq-matic.com		COMPONENTS/ASSEMBLIES TO BE COMPLIANT AND COMPATIBLE WITH EUROPEAN UNION DIRECTIVE 2002/95/EC (RHS) REQUIREMENTS	
THIRD ANGLE PROJECTION	APPROVALS	DATE	 TITLE CATALOG SHEET, 426 DIAPHRAGM VALVE STANDARD MODEL SIZE C DWG NO. 1077616 REV U
DRAWN			
APPROVED			
CHECKED			
DO NOT SCALE DRAWING. DIMS. ARE IN INCHES (mm) INTERPRET DIMS AND TOLERANCES PER ASME Y14.5M-2009 UNLESS OTHERWISE SPECIFIED: ALL FINISHED MACHINED SURFACES 125 ✓ OR BETTER. TOLERANCES: ANGLES: ±.1° 1 PLACE .X: ±.015 (0.38) 2 PLACE .XX: ±.01 (0.3) 3 PLACE .XXX: ±.005 (0.13)		SCALE 1:2	SHEET 1 OF 2



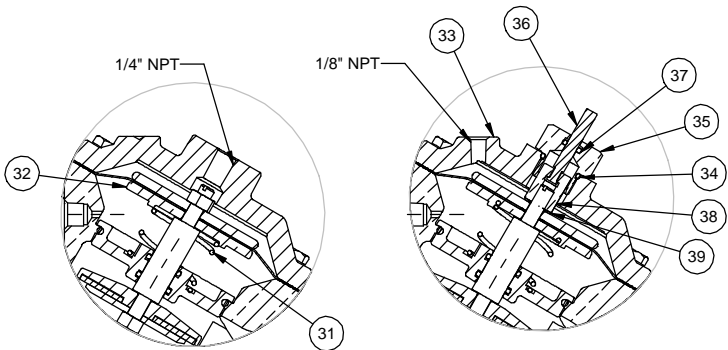
1072939 (V42G-0010-00000) (2\"/>



1072945 (V42G-0030-00000) (2\"/>



1072935 (V42G-0002-00000) (2\"/>



1072932 (V42G-0001-00000) (2\"/>

1072943 (V42G-0021-00000) (2\"/>

TORQUE TABLE		
ITEM#	DESCRIPTION	TORQUED TO (+/- 10%)
21	NUT	120 IN/LBS
26	RETAINER NUT	140 IN/LBS
35	SHAFT GUIDE BUSHING	140 IN/LBS
38	TOP NUT	120 IN/LBS

REPAIR PARTS KITS	
DESCRIPTION	PART NO.
INT. PARTS KIT (LIMIT STOP) CONSISTS OF STANDARD ITEM NO'S 19,20,21	1074405 (426-LS)
INT. PARTS KIT (NORM. CLOSED) CONSISTS OF STANDARD ITEM NO'S 4,7,10,11(2),24	1070132 (426-RG)
INT. PARTS KIT (SPRING ASSIST CLOSED) CONSISTS OF STANDARD ITEM NO'S 25,28,29	1074425 (426-SC)
INT. PARTS KIT (SPRING ASSIST OPEN) CONSISTS OF STANDARD ITEM NO'S 8,31,32	1074427 (426-SO)
INT. PARTS KIT (POSITION INDICATOR) CONSISTS OF STD ITEM NO'S 34 THRU 39	1074413 (426-PI)

CONVERSION KITS	
DESCRIPTION	PART NO.
CONVERSION KIT (LIMIT STOP) CONSISTS OF STANDARD ITEM NO'S 19,20,21,22	1074406 (426-LSC)
CONVERSION KIT (SPRING ASSIST CLOSED) CONSISTS OF STANDARD ITEM NO'S 25 THRU 30	1074426 (426-SCC)
CONVERSION KIT (SPRING ASSIST OPEN) CONSISTS OF STANDARD ITEM NO'S 8,31,32	1074427 (426-SO)
CONVERSION KIT (POSITION INDICATOR) CONSISTS OF STANDARD ITEM NO'S 33 THRU 39	1074414 (426-PIC)

REVISIONS					
ZONE	ECN	REV.	DESCRIPTION	DATE	APP'D
			SEE SHEET 1 FOR LIST OF CHANGES		

NO.	DESCRIPTION	STD	PART NO.	QTY
LIMIT STOP MODEL				
19	SCREW	*	1078676	1
20	O-RING	*	1071690 (ORB-112)	1
21	NUT	*	1074434 (426-U)	1
22	CAP	CAST IRON	1074354 (426-CCC)	1
		BRASS	1074357 (426-CCCB)	
NORMALLY CLOSED MODEL				
23	PIPE PLUG (1/4\"/>			

NOTE:

- SPRING ASSIST CLOSED MODEL CANNOT BE COMBINED WITH LIMIT STOP OR POSITION INDICATOR MODELS.
- VALVES AVAILABLE WITH B.S.P. OR J.I.S. END CONNECTIONS.

SEE REVERSE SIDE FOR STANDARD NORMALLY OPEN MODEL

© 2016 AQ Matic Valve and Controls Company, Inc. All rights reserved. 16605 West Victor Rd New Berlin, WI 53151 262-326-0100 www.aq-matic.com		COMPONENTS / ASSEMBLIES TO BE COMPLIANT AND COMPATIBLE WITH EUROPEAN UNION DIRECTIVE 2002/95/EC (RHS) REQUIREMENTS	
THIRD ANGLE PROJECTION			
APPROVALS	DATE	TITLE	
DRAWN		CATALOG SHEET, 426	
APPROVED		DIAPHRAGM VALVE STANDARD MODEL	
CHECKED		SIZE C	DWG NO. 1077616
		SCALE 1:2	REV U
			SHEET 2 OF 2